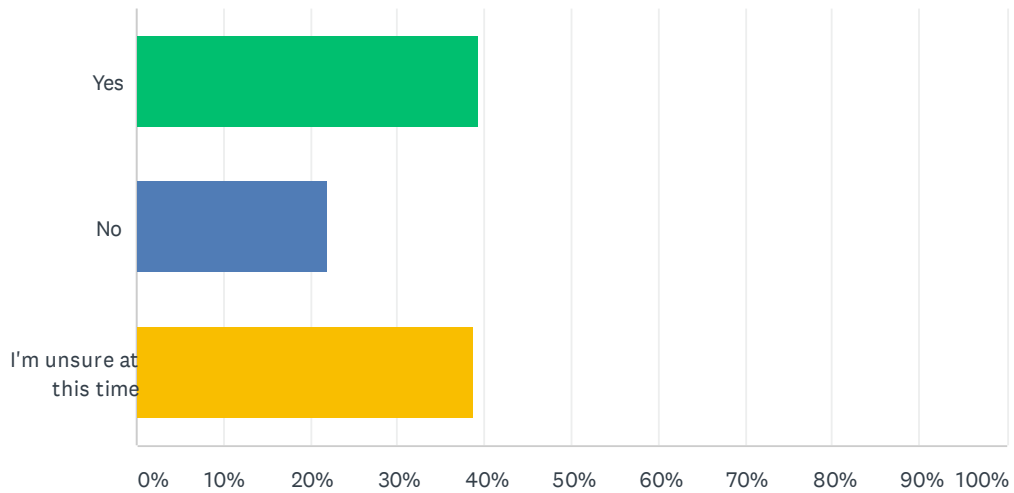


Q3 Assuming school is open on-site in some capacity, with recommended safety precautions in place, would you send your child(ren) to school?

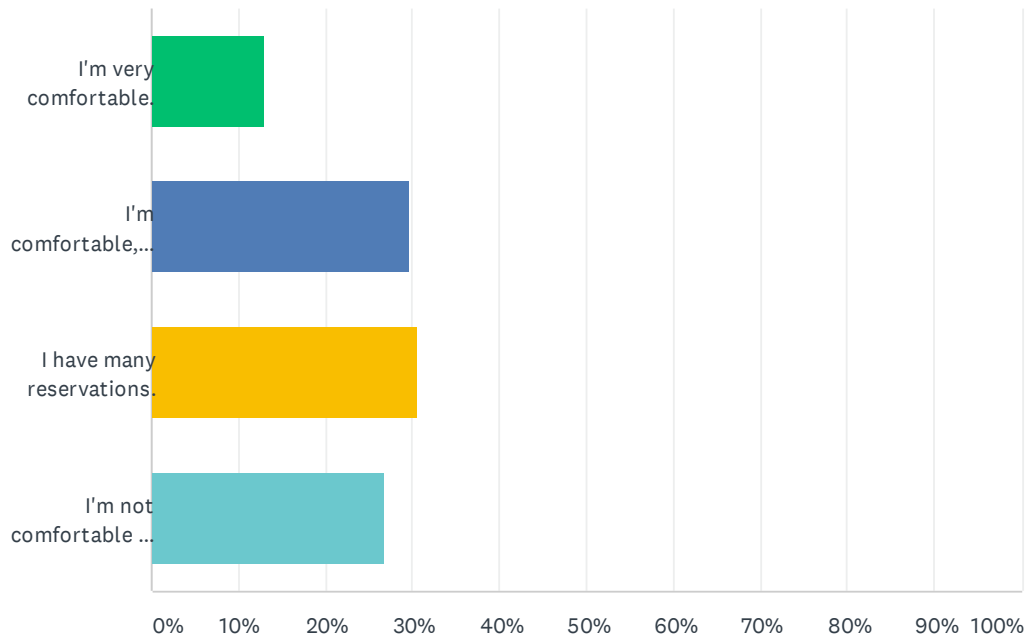
Answered: 132 Skipped: 1



ANSWER CHOICES	RESPONSES	
Yes	39.39%	52
No	21.97%	29
I'm unsure at this time	38.64%	51
TOTAL		132

Q4 With recommended safety precautions in place, how would you describe your comfort level in sending your child back to school?

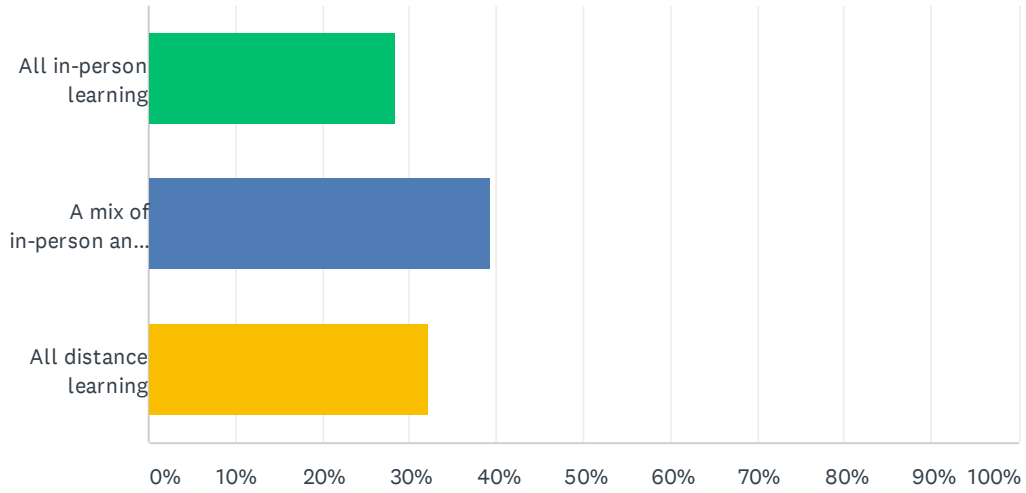
Answered: 131 Skipped: 2



ANSWER CHOICES	RESPONSES	
I'm very comfortable.	12.98%	17
I'm comfortable, but with some reservations.	29.77%	39
I have many reservations.	30.53%	40
I'm not comfortable at all sending my child back to school.	26.72%	35
TOTAL		131

Q5 What is your preference for how your child returns to school?

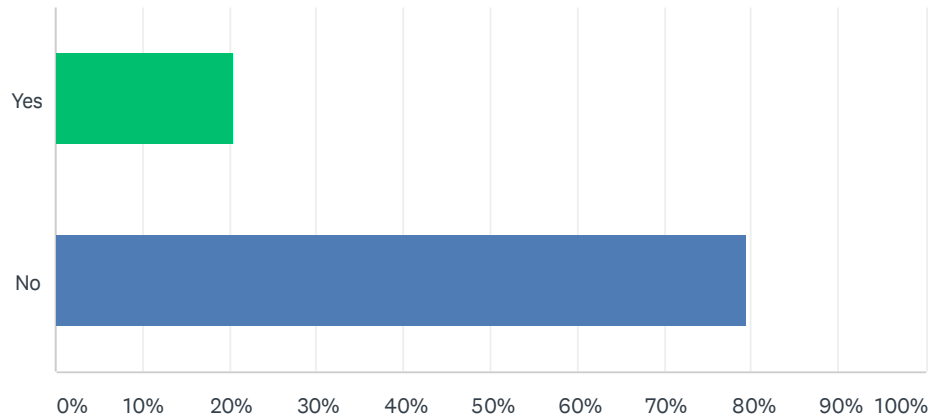
Answered: 130 Skipped: 3



ANSWER CHOICES	RESPONSES	
All in-person learning	28.46%	37
A mix of in-person and distance learning	39.23%	51
All distance learning	32.31%	42
TOTAL		130

Q6 Is your child or anyone in your household considered a member of a vulnerable population that would prevent your child from returning to in-person learning?

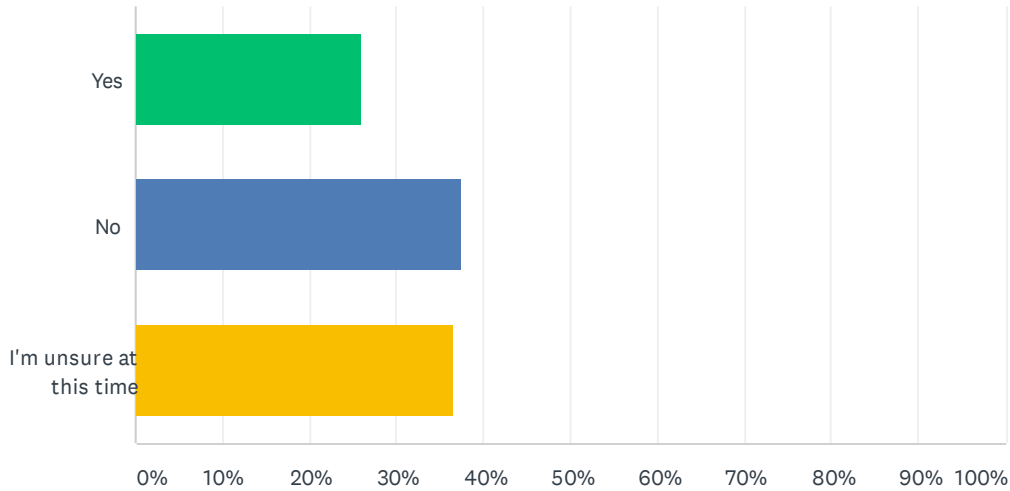
Answered: 132 Skipped: 1



ANSWER CHOICES	RESPONSES	
Yes	20.45%	27
No	79.55%	105
TOTAL		132

Q7 In an in-person scenario, would your child utilize district transportation, assuming all recommended safety precautions are in place? (Please answer only if your child utilizes district transportation under normal circumstances.)

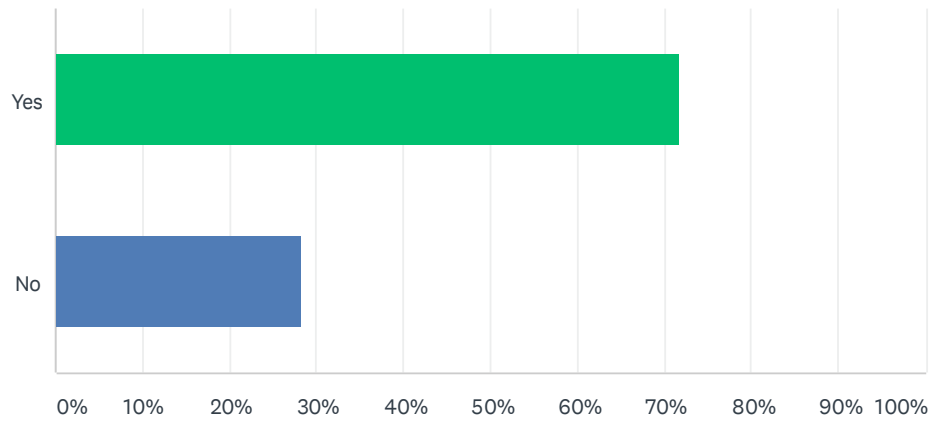
Answered: 131 Skipped: 2



ANSWER CHOICES	RESPONSES	
Yes	25.95%	34
No	37.40%	49
I'm unsure at this time	36.64%	48
TOTAL		131

Q8 Does your child have reliable access to their own laptop, computer or tablet?

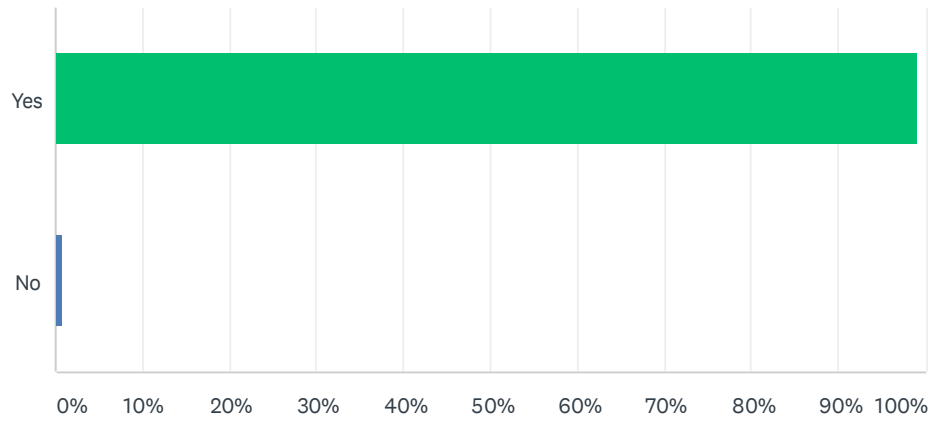
Answered: 131 Skipped: 2



ANSWER CHOICES	RESPONSES	
Yes	71.76%	94
No	28.24%	37
TOTAL		131

Q9 Does your child have reliable access to the internet?

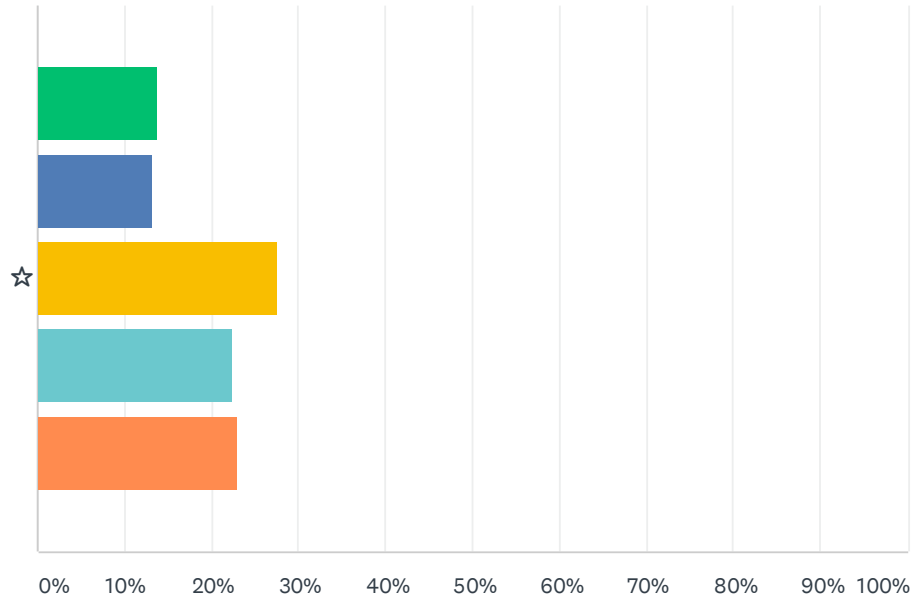
Answered: 131 Skipped: 2



ANSWER CHOICES		RESPONSES	
Yes		99.24%	130
No		0.76%	1
TOTAL			131

Q10 During distance learning in the spring, how challenging was this child's schoolwork?

Answered: 130 Skipped: 3

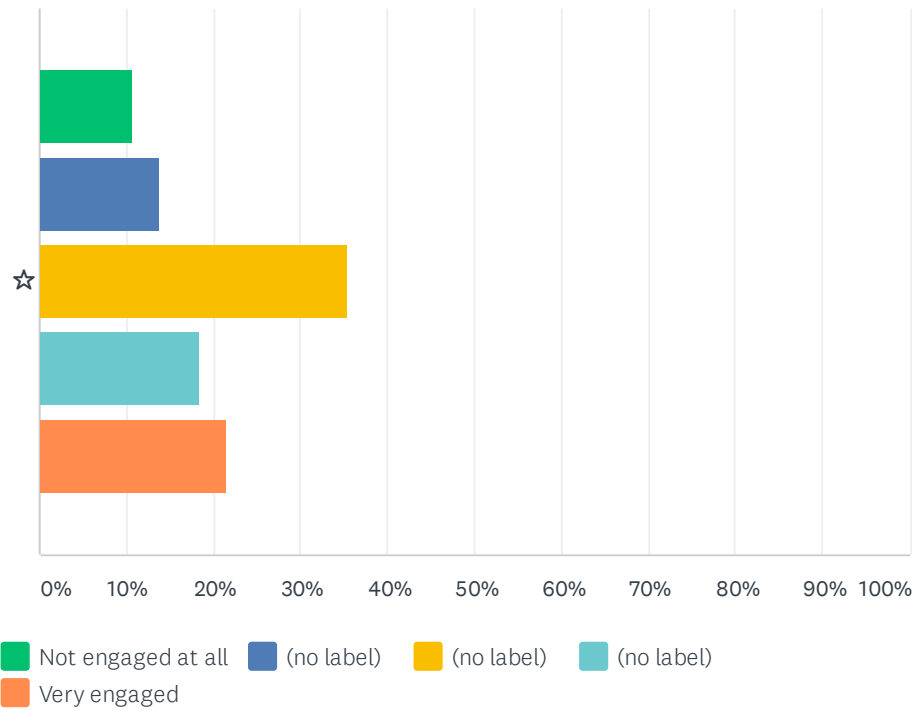


■ Not challenging at all
 ■ (no label)
 ■ (no label)
 ■ (no label)
 ■ Very challenging

	NOT CHALLENGING AT ALL	(NO LABEL)	(NO LABEL)	(NO LABEL)	VERY CHALLENGING	TOTAL	WEIGHTED AVERAGE
☆	13.85% 18	13.08% 17	27.69% 36	22.31% 29	23.08% 30	130	3.28

Q11 During distance learning in the spring, how engaged was your child with his/her schoolwork?

Answered: 130 Skipped: 3



	NOT ENGAGED AT ALL	(NO LABEL)	(NO LABEL)	(NO LABEL)	VERY ENGAGED	TOTAL	WEIGHTED AVERAGE
☆	10.77% 14	13.85% 18	35.38% 46	18.46% 24	21.54% 28	130	3.26